

Wanship Pneumatic Hose Count Data

Prepared For
George Ramjoue, P.E.

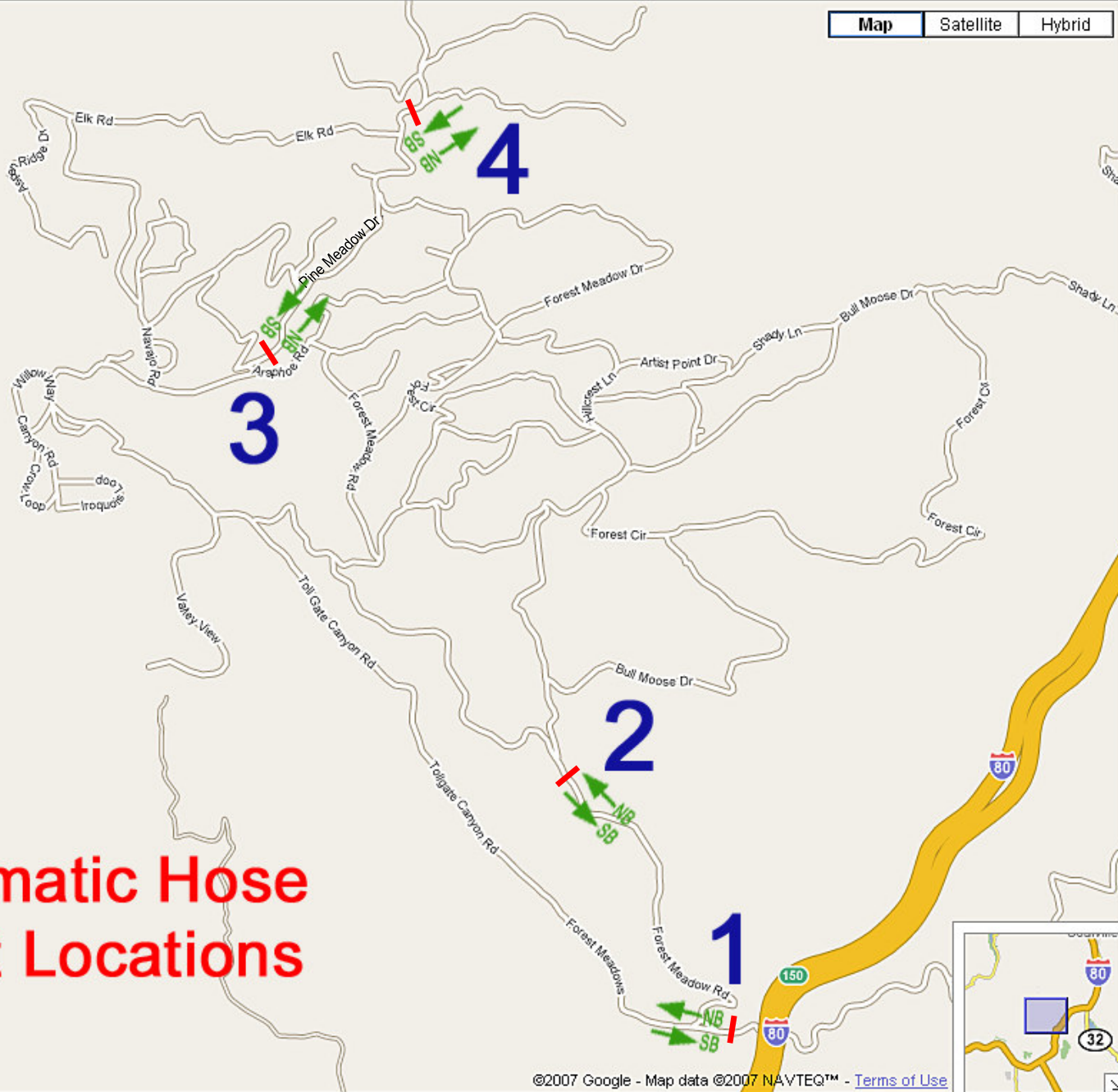
July 18, 2007

Prepared By

HORROCKS

E N G I N E E R S

Map Satellite Hybrid



Pneumatic Hose Count Locations

2000 ft
500 m

Site 1 Volumes

Horrocks Engineers
 One West Main
 American Fork, UT

Site Code: 1
 Station ID:
 Tollgate Canyon Road "Entrance"

Latitude: 0' 0.000 Undefined

Start Time	09-Jul-07		10-Jul-07		11-Jul-07		12-Jul-07		13-Jul-07		14-Jul-07		15-Jul-07		Week Average	
	NB	SB	NB	SB	NB	SB	NB	SB	NB	SB	NB	SB	NB	SB	NB	SB
12:00 AM	*	*	1	0	2	0	3	0	1	2	8	3	6	1	4	1
01:00	*	*	2	1	1	0	1	1	1	1	2	0	1	0	1	0
02:00	*	*	0	1	0	1	1	0	2	0	0	0	1	0	1	0
03:00	*	*	1	0	0	1	0	1	0	0	0	0	0	0	0	0
04:00	*	*	0	2	1	5	0	1	0	2	1	4	1	0	0	2
05:00	*	*	1	7	2	7	1	8	0	9	1	6	1	6	1	7
06:00	*	*	2	20	4	19	3	18	4	18	5	4	0	3	3	14
07:00	*	*	18	27	20	31	22	31	16	25	7	11	1	10	14	22
08:00	*	*	28	40	28	34	21	29	23	29	9	30	5	15	19	30
09:00	*	*	66	20	17	24	31	19	25	26	23	27	8	23	28	23
10:00	*	*	23	33	30	21	24	24	20	46	19	42	12	26	21	32
11:00	*	*	11	30	16	28	25	27	13	34	24	48	24	34	19	34
12:00 PM	*	*	18	20	28	20	19	24	22	29	36	27	20	31	24	25
01:00	*	*	16	25	18	25	39	30	15	24	36	35	21	18	24	26
02:00	*	*	20	19	26	31	24	35	20	28	33	41	23	24	24	30
03:00	*	*	18	32	18	24	31	27	26	28	40	27	21	16	26	26
04:00	*	*	26	29	26	19	42	32	48	23	22	31	27	21	32	26
05:00	*	*	37	27	35	24	43	21	62	26	26	43	23	18	38	26
06:00	34	16	28	21	38	17	54	22	61	11	23	32	22	29	37	21
07:00	25	13	27	12	30	18	17	13	22	13	21	20	13	35	22	18
08:00	20	9	27	6	18	15	19	24	26	16	19	19	12	22	20	16
09:00	8	7	13	8	16	8	17	15	26	19	17	15	12	11	16	12
10:00	9	3	10	3	10	6	19	21	11	21	13	11	7	1	11	9
11:00	6	0	6	1	4	2	13	14	11	2	9	4	5	2	8	4
Total Day	102	48	399	384	388	380	469	437	455	432	394	480	266	346	393	404
Day	150		783		768		906		887		874		612		797	
AM Peak			09:00	08:00	10:00	08:00	09:00	07:00	09:00	10:00	11:00	11:00	11:00	11:00	09:00	11:00
Vol.			66	40	30	34	31	31	25	46	24	48	24	34	28	34
PM Peak	18:00	18:00	17:00	15:00	18:00	14:00	18:00	14:00	17:00	12:00	15:00	17:00	16:00	19:00	17:00	14:00
Vol.	34	16	37	32	38	31	54	35	62	29	40	43	27	35	38	30

Latitude: 0' 0.000 Undefined

Start Time	16-Jul-07		17-Jul-07		18-Jul-07		19-Jul-07		20-Jul-07		21-Jul-07		22-Jul-07		Week Average	
	NB	SB	NB	SB	NB	SB	NB	SB	NB	SB	NB	SB	NB	SB	NB	SB
12:00 AM	0	3	*	*	*	*	*	*	*	*	*	*	*	*	0	3
01:00	0	0	*	*	*	*	*	*	*	*	*	*	*	*	0	0
02:00	0	0	*	*	*	*	*	*	*	*	*	*	*	*	0	0
03:00	0	0	*	*	*	*	*	*	*	*	*	*	*	*	0	0
04:00	0	2	*	*	*	*	*	*	*	*	*	*	*	*	0	2
05:00	1	4	*	*	*	*	*	*	*	*	*	*	*	*	1	4
06:00	4	21	*	*	*	*	*	*	*	*	*	*	*	*	4	21
07:00	14	23	*	*	*	*	*	*	*	*	*	*	*	*	14	23
08:00	19	33	*	*	*	*	*	*	*	*	*	*	*	*	19	33
09:00	9	10	*	*	*	*	*	*	*	*	*	*	*	*	9	10
10:00	9	16	*	*	*	*	*	*	*	*	*	*	*	*	9	16
11:00	16	19	*	*	*	*	*	*	*	*	*	*	*	*	16	19
12:00 PM	23	25	*	*	*	*	*	*	*	*	*	*	*	*	23	25
01:00	13	15	*	*	*	*	*	*	*	*	*	*	*	*	13	15
02:00	23	21	*	*	*	*	*	*	*	*	*	*	*	*	23	21
03:00	*	*	*	*	*	*	*	*	*	*	*	*	*	*	*	*
04:00	*	*	*	*	*	*	*	*	*	*	*	*	*	*	*	*
05:00	*	*	*	*	*	*	*	*	*	*	*	*	*	*	*	*
06:00	*	*	*	*	*	*	*	*	*	*	*	*	*	*	*	*
07:00	*	*	*	*	*	*	*	*	*	*	*	*	*	*	*	*
08:00	*	*	*	*	*	*	*	*	*	*	*	*	*	*	*	*
09:00	*	*	*	*	*	*	*	*	*	*	*	*	*	*	*	*
10:00	*	*	*	*	*	*	*	*	*	*	*	*	*	*	*	*
11:00	*	*	*	*	*	*	*	*	*	*	*	*	*	*	*	*
Total Day	131	192	0	0	0	0	0	0	0	0	0	0	0	0	131	192
	323		0		0		0		0		0		0		323	
AM Peak	08:00	08:00													08:00	08:00
Vol.	19	33													19	33
PM Peak	12:00	12:00													12:00	12:00
Vol.	23	25													23	25

Comb. Total	473	783	768	906	887	874	612	1120
ADT	ADT 771		AADT 771					

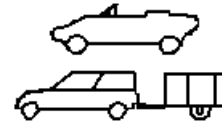
Site 1 Classification

FHWA Type F Vehicle Classification Scheme

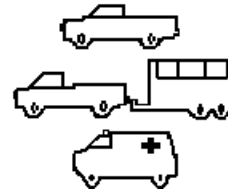
Class 1 - Motorcycles. This class includes all two- or three-wheeled motorized vehicles. These vehicles typically have a saddle-type of seat and are steered by handlebars rather than a steering wheel. This includes motorcycles, motor scooters, mopeds, motor-powered bicycles and three-wheel motorcycles.



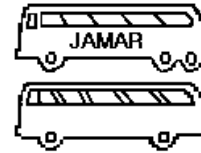
Class 2 - Passenger cars. This class includes all sedans, coupes and station wagons manufactured primarily for the purpose of carrying passengers, including those pulling recreational or other light trailers.




Class 3 - Pickups, Vans and other 2-axle, 4-tire single unit vehicles. This class includes all two-axle, four tire vehicles other than passenger cars, which includes pickups, vans, campers, small motor homes, ambulances, minibuses and carryalls. These types of vehicles which are pulling recreational or other light trailers are included.



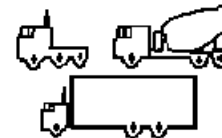
Class 4 - Buses. This class includes all vehicles manufactured as traditional passenger-carrying buses with two axles and six tires or three or more axles. This includes only traditional buses, including school and transit buses, functioning as passenger-carrying vehicles. All two-axle, four tire minibuses should be classified as Class 3. Modified buses should be considered to be trucks and classified appropriately.



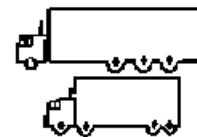
Class 5 - Two-Axle, Six-Tire Single Unit Trucks. This class includes all vehicles on a *single frame* which have *two axles and dual rear tires*. This includes trucks, camping and recreation vehicles, motor homes, etc.



Class 6 - Three-Axle Single Unit Trucks. This class includes all vehicles on a *single frame* which have *three axles*. This includes trucks, camping and recreation vehicles, motor homes, etc.

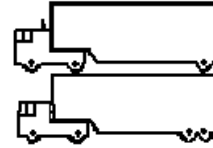


Class 7 - Four or More Axle Single Unit Trucks. This class includes all vehicles on a *single frame* with *four or more axles*.



TRAX I Plus User's Manual

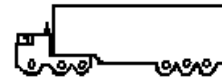
Class 8 - Four or Less Axle Single Trailer Trucks. This class includes all vehicles with *four or less axles* consisting of *two units*, in which the pulling unit is a tractor or single unit truck.



Class 9 - Five-Axle Single Trailer Trucks. This class includes all *five-axle* vehicles consisting of *two units* in which the pulling unit is a tractor or single unit truck.



Class 10 - Six or More Axle Single Trailer Trucks. This class includes all vehicles with *six or more axles* consisting of *two units* in which the pulling unit is a tractor or single unit truck.

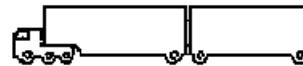


Class 11 - Five or Less Axle Multi-Trailer Trucks.

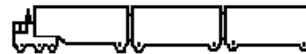
This class includes all vehicles with *five or less axles* consisting of *three or more units* in which the pulling unit is a tractor or single unit truck.



Class 12 - Six-Axle Multi-Trailer Trucks. This class includes all *six-axle* vehicles consisting of *three or more units* in which the pulling unit is a tractor or single unit truck.



Class 13 - Seven or More Axle Multi-Trailer Trucks. This class includes all vehicles with *seven or more axles* consisting of *three or more units* in which the pulling unit is a tractor or single unit truck.



The TRAX I Plus also collects data for **Class 14 - Unclassified Vehicles.** This class includes all vehicles which the TRAX I Plus could not process into one of the existing 13 classes. This data can be retained in your reports, or it can be redistributed by the software into the existing 13 classes based on the percentages in each of those classes.

NB, SB	Class 1	Class 2	Class 3	Class 4	Class 5	Class 6	Class 7	Class 8	Class 9	Class 10	Class 11	Class 12	Class 13	Class 14	Total
07/09/07	*	*	*	*	*	*	*	*	*	*	*	*	*	*	*
01:00	*	*	*	*	*	*	*	*	*	*	*	*	*	*	*
02:00	*	*	*	*	*	*	*	*	*	*	*	*	*	*	*
03:00	*	*	*	*	*	*	*	*	*	*	*	*	*	*	*
04:00	*	*	*	*	*	*	*	*	*	*	*	*	*	*	*
05:00	*	*	*	*	*	*	*	*	*	*	*	*	*	*	*
06:00	*	*	*	*	*	*	*	*	*	*	*	*	*	*	*
07:00	*	*	*	*	*	*	*	*	*	*	*	*	*	*	*
08:00	*	*	*	*	*	*	*	*	*	*	*	*	*	*	*
09:00	*	*	*	*	*	*	*	*	*	*	*	*	*	*	*
10:00	*	*	*	*	*	*	*	*	*	*	*	*	*	*	*
11:00	*	*	*	*	*	*	*	*	*	*	*	*	*	*	*
12 PM	*	*	*	*	*	*	*	*	*	*	*	*	*	*	*
13:00	*	*	*	*	*	*	*	*	*	*	*	*	*	*	*
14:00	*	*	*	*	*	*	*	*	*	*	*	*	*	*	*
15:00	*	*	*	*	*	*	*	*	*	*	*	*	*	*	*
16:00	*	*	*	*	*	*	*	*	*	*	*	*	*	*	*
17:00	*	*	*	*	*	*	*	*	*	*	*	*	*	*	*
18:00	0	27	15	0	6	0	0	2	0	0	0	0	0	0	50
19:00	0	23	11	0	3	0	0	1	0	0	0	0	0	0	38
20:00	0	20	8	0	1	0	0	0	0	0	0	0	0	0	29
21:00	0	11	2	0	2	0	0	0	0	0	0	0	0	0	15
22:00	0	9	3	0	0	0	0	0	0	0	0	0	0	0	12
23:00	0	4	2	0	0	0	0	0	0	0	0	0	0	0	6
Total	0	94	41	0	12	0	0	3	0	0	0	0	0	0	150
Percent	0.0%	62.7%	27.3%	0.0%	8.0%	0.0%	0.0%	2.0%	0.0%	0.0%	0.0%	0.0%	0.0%	0.0%	
AM Peak Vol.															
PM Peak Vol.		18:00	18:00		18:00			18:00							
		27	15		6			2							

NB, SB	Class 1	Class 2	Class 3	Class 4	Class 5	Class 6	Class 7	Class 8	Class 9	Class 10	Class 11	Class 12	Class 13	Class 14	Total
07/10/07	0	1	0	0	0	0	0	0	0	0	0	0	0	0	1
01:00	0	3	0	0	0	0	0	0	0	0	0	0	0	0	3
02:00	0	1	0	0	0	0	0	0	0	0	0	0	0	0	1
03:00	0	0	1	0	0	0	0	0	0	0	0	0	0	0	1
04:00	0	2	0	0	0	0	0	0	0	0	0	0	0	0	2
05:00	0	2	5	0	1	0	0	0	0	0	0	0	0	0	8
06:00	1	13	5	0	2	1	0	0	0	0	0	0	0	0	22
07:00	0	20	19	1	4	0	0	1	0	0	0	0	0	0	45
08:00	3	33	22	0	4	3	0	2	0	0	0	0	1	0	68
09:00	0	46	26	1	5	5	0	2	0	0	0	0	1	0	86
10:00	0	28	17	1	3	4	1	1	1	0	0	0	0	0	56
11:00	0	18	12	0	7	2	1	0	0	1	0	0	0	0	41
12 PM	1	17	11	0	4	3	0	1	0	1	0	0	0	0	38
13:00	1	19	12	1	2	2	1	2	1	0	0	0	0	0	41
14:00	2	19	9	1	6	1	1	0	0	0	0	0	0	0	39
15:00	2	18	18	0	5	6	0	1	0	0	0	0	0	0	50
16:00	0	27	20	1	4	2	0	1	0	0	0	0	0	0	55
17:00	0	42	18	0	2	2	0	0	0	0	0	0	0	0	64
18:00	1	35	7	0	6	0	0	0	0	0	0	0	0	0	49
19:00	0	26	7	0	4	0	0	2	0	0	0	0	0	0	39
20:00	0	20	9	0	4	0	0	0	0	0	0	0	0	0	33
21:00	0	12	6	0	3	0	0	0	0	0	0	0	0	0	21
22:00	0	9	3	0	1	0	0	0	0	0	0	0	0	0	13
23:00	0	4	3	0	0	0	0	0	0	0	0	0	0	0	7
Total	11	415	230	6	67	31	4	13	2	2	0	0	2	0	783
Percent	1.4%	53.0%	29.4%	0.8%	8.6%	4.0%	0.5%	1.7%	0.3%	0.3%	0.0%	0.0%	0.3%	0.0%	
AM Peak	08:00	09:00	09:00	07:00	11:00	09:00	10:00	08:00	10:00	11:00			08:00		
Vol.	3	46	26	1	7	5	1	2	1	1			1		
PM Peak	14:00	17:00	16:00	13:00	14:00	15:00	13:00	13:00	13:00	12:00					
Vol.	2	42	20	1	6	6	1	2	1	1					

NB, SB	Class 1	Class 2	Class 3	Class 4	Class 5	Class 6	Class 7	Class 8	Class 9	Class 10	Class 11	Class 12	Class 13	Class 14	Total
07/11/07	1	1	0	0	0	0	0	0	0	0	0	0	0	0	2
01:00	0	1	0	0	0	0	0	0	0	0	0	0	0	0	1
02:00	0	1	0	0	0	0	0	0	0	0	0	0	0	0	1
03:00	0	0	0	0	1	0	0	0	0	0	0	0	0	0	1
04:00	0	4	2	0	0	0	0	0	0	0	0	0	0	0	6
05:00	0	1	7	0	1	0	0	0	0	0	0	0	0	0	9
06:00	0	16	6	0	1	0	0	0	0	0	0	0	0	0	23
07:00	0	22	23	0	4	2	0	0	0	0	0	0	0	0	51
08:00	1	33	11	0	8	3	3	1	0	1	0	0	1	0	62
09:00	0	21	8	0	5	3	1	3	0	0	0	0	0	0	41
10:00	0	20	18	0	4	6	1	2	0	0	0	0	0	0	51
11:00	0	22	11	1	6	4	0	0	0	0	0	0	0	0	44
12 PM	0	20	18	0	7	2	0	1	0	0	0	0	0	0	48
13:00	0	23	7	1	9	2	0	1	0	0	0	0	0	0	43
14:00	2	27	15	1	7	3	0	2	0	0	0	0	0	0	57
15:00	0	24	15	0	1	1	0	1	0	0	0	0	0	0	42
16:00	0	26	16	0	2	1	0	0	0	0	0	0	0	0	45
17:00	0	33	18	0	6	2	0	0	0	0	0	0	0	0	59
18:00	0	33	18	0	4	0	0	0	0	0	0	0	0	0	55
19:00	0	25	15	0	6	1	0	1	0	0	0	0	0	0	48
20:00	0	15	15	0	3	0	0	0	0	0	0	0	0	0	33
21:00	0	14	9	0	1	0	0	0	0	0	0	0	0	0	24
22:00	0	10	6	0	0	0	0	0	0	0	0	0	0	0	16
23:00	0	5	0	0	1	0	0	0	0	0	0	0	0	0	6
Total	4	397	238	3	77	30	5	12	0	1	0	0	1	0	768
Percent	0.5%	51.7%	31.0%	0.4%	10.0%	3.9%	0.7%	1.6%	0.0%	0.1%	0.0%	0.0%	0.1%	0.0%	
AM Peak	00:00	08:00	07:00	11:00	08:00	10:00	08:00	09:00		08:00			08:00		
Vol.	1	33	23	1	8	6	3	3		1			1		
PM Peak	14:00	17:00	12:00	13:00	13:00	14:00		14:00							
Vol.	2	33	18	1	9	3		2							

NB, SB	Class 1	Class 2	Class 3	Class 4	Class 5	Class 6	Class 7	Class 8	Class 9	Class 10	Class 11	Class 12	Class 13	Class 14	Total
07/12/07	0	3	0	0	0	0	0	0	0	0	0	0	0	0	3
01:00	0	1	1	0	0	0	0	0	0	0	0	0	0	0	2
02:00	0	0	1	0	0	0	0	0	0	0	0	0	0	0	1
03:00	0	0	1	0	0	0	0	0	0	0	0	0	0	0	1
04:00	0	1	0	0	0	0	0	0	0	0	0	0	0	0	1
05:00	0	3	4	0	2	0	0	0	0	0	0	0	0	0	9
06:00	0	9	10	0	2	0	0	0	0	0	0	0	0	0	21
07:00	0	21	23	0	5	3	0	0	0	0	0	0	1	0	53
08:00	1	27	11	0	7	2	1	0	0	0	0	0	1	0	50
09:00	1	18	13	0	7	9	0	1	0	1	0	0	0	0	50
10:00	0	20	10	3	7	5	0	2	1	0	0	0	0	0	48
11:00	2	21	11	4	4	4	1	3	0	1	0	0	1	0	52
12 PM	0	29	8	3	1	1	0	0	0	0	0	0	1	0	43
13:00	1	38	19	1	2	4	2	2	0	0	0	0	0	0	69
14:00	1	33	14	1	6	2	1	0	0	0	0	0	1	0	59
15:00	1	28	19	2	4	0	1	2	0	0	0	0	1	0	58
16:00	0	39	22	0	6	3	0	3	0	1	0	0	0	0	74
17:00	0	37	16	1	6	1	0	2	0	0	0	0	1	0	64
18:00	1	39	18	0	15	0	0	3	0	0	0	0	0	0	76
19:00	0	18	8	0	4	0	0	0	0	0	0	0	0	0	30
20:00	0	29	12	1	1	0	0	0	0	0	0	0	0	0	43
21:00	0	19	10	0	3	0	0	0	0	0	0	0	0	0	32
22:00	0	22	14	0	4	0	0	0	0	0	0	0	0	0	40
23:00	0	19	6	0	2	0	0	0	0	0	0	0	0	0	27
Total	8	474	251	16	88	34	6	18	1	3	0	0	7	0	906
Percent	0.9%	52.3%	27.7%	1.8%	9.7%	3.8%	0.7%	2.0%	0.1%	0.3%	0.0%	0.0%	0.8%	0.0%	
AM Peak	11:00	08:00	07:00	11:00	08:00	09:00	08:00	11:00	10:00	09:00			07:00		
Vol.	2	27	23	4	7	9	1	3	1	1			1		
PM Peak	13:00	16:00	16:00	12:00	18:00	13:00	13:00	16:00		16:00			12:00		
Vol.	1	39	22	3	15	4	2	3		1			1		

NB, SB	Class 1	Class 2	Class 3	Class 4	Class 5	Class 6	Class 7	Class 8	Class 9	Class 10	Class 11	Class 12	Class 13	Class 14	Total
07/13/07	0	3	0	0	0	0	0	0	0	0	0	0	0	0	3
01:00	0	1	1	0	0	0	0	0	0	0	0	0	0	0	2
02:00	0	1	1	0	0	0	0	0	0	0	0	0	0	0	2
03:00	0	0	0	0	0	0	0	0	0	0	0	0	0	0	0
04:00	0	1	1	0	0	0	0	0	0	0	0	0	0	0	2
05:00	0	4	4	0	1	0	0	0	0	0	0	0	0	0	9
06:00	0	10	11	0	1	0	0	0	0	0	0	0	0	0	22
07:00	1	20	16	0	3	1	0	0	0	0	0	0	0	0	41
08:00	2	25	19	1	3	0	0	1	0	1	0	0	0	0	52
09:00	0	28	15	0	7	1	0	0	0	0	0	0	0	0	51
10:00	0	29	34	0	2	0	0	0	0	0	0	1	0	0	66
11:00	0	23	14	2	6	1	0	1	0	0	0	0	0	0	47
12 PM	0	25	15	0	5	4	1	1	0	0	0	0	0	0	51
13:00	0	17	12	1	5	3	0	0	0	0	0	0	1	0	39
14:00	1	25	16	0	2	3	0	0	1	0	0	0	0	0	48
15:00	2	22	23	1	3	2	0	1	0	0	0	0	0	0	54
16:00	0	34	30	0	6	1	0	0	0	0	0	0	0	0	71
17:00	0	54	24	2	5	1	0	2	0	0	0	0	0	0	88
18:00	0	49	17	0	4	0	1	1	0	0	0	0	0	0	72
19:00	0	22	7	0	6	0	0	0	0	0	0	0	0	0	35
20:00	0	21	16	1	4	0	0	0	0	0	0	0	0	0	42
21:00	0	29	13	0	3	0	0	0	0	0	0	0	0	0	45
22:00	0	24	7	0	0	0	0	1	0	0	0	0	0	0	32
23:00	0	8	5	0	0	0	0	0	0	0	0	0	0	0	13
Total	6	475	301	8	66	17	2	8	1	1	0	1	1	0	887
Percent	0.7%	53.6%	33.9%	0.9%	7.4%	1.9%	0.2%	0.9%	0.1%	0.1%	0.0%	0.1%	0.1%	0.0%	
AM Peak	08:00	10:00	10:00	11:00	09:00	07:00		08:00		08:00		10:00			
Vol.	2	29	34	2	7	1		1		1		1			
PM Peak	15:00	17:00	16:00	17:00	16:00	12:00	12:00	17:00	14:00				13:00		
Vol.	2	54	30	2	6	4	1	2	1				1		

NB, SB	Class 1	Class 2	Class 3	Class 4	Class 5	Class 6	Class 7	Class 8	Class 9	Class 10	Class 11	Class 12	Class 13	Class 14	Total
07/14/07	0	10	1	0	0	0	0	0	0	0	0	0	0	0	11
01:00	0	2	0	0	0	0	0	0	0	0	0	0	0	0	2
02:00	0	0	0	0	0	0	0	0	0	0	0	0	0	0	0
03:00	0	0	0	0	0	0	0	0	0	0	0	0	0	0	0
04:00	0	0	3	0	2	0	0	0	0	0	0	0	0	0	5
05:00	0	5	1	0	1	0	0	0	0	0	0	0	0	0	7
06:00	0	5	3	0	1	0	0	0	0	0	0	0	0	0	9
07:00	0	9	6	0	2	1	0	0	0	0	0	0	0	0	18
08:00	0	24	12	0	2	0	0	1	0	0	0	0	0	0	39
09:00	0	28	15	0	4	1	0	2	0	0	0	0	0	0	50
10:00	1	32	23	1	3	0	0	1	0	0	0	0	0	0	61
11:00	0	43	23	0	5	1	0	0	0	0	0	0	0	0	72
12 PM	0	34	16	1	7	2	0	2	0	0	0	0	1	0	63
13:00	2	44	17	0	6	0	0	1	0	0	1	0	0	0	71
14:00	3	37	29	1	4	0	0	0	0	0	0	0	0	0	74
15:00	3	42	15	0	2	1	0	4	0	0	0	0	0	0	67
16:00	0	36	15	0	1	0	0	1	0	0	0	0	0	0	53
17:00	0	42	17	0	10	0	0	0	0	0	0	0	0	0	69
18:00	0	34	17	0	4	0	0	0	0	0	0	0	0	0	55
19:00	0	25	10	0	4	1	0	1	0	0	0	0	0	0	41
20:00	1	24	10	0	3	0	0	0	0	0	0	0	0	0	38
21:00	0	19	10	0	3	0	0	0	0	0	0	0	0	0	32
22:00	0	16	6	0	2	0	0	0	0	0	0	0	0	0	24
23:00	0	8	3	0	1	0	0	1	0	0	0	0	0	0	13
Total	10	519	252	3	67	7	0	14	0	0	1	0	1	0	874
Percent	1.1%	59.4%	28.8%	0.3%	7.7%	0.8%	0.0%	1.6%	0.0%	0.0%	0.1%	0.0%	0.1%	0.0%	
AM Peak	10:00	11:00	10:00	10:00	11:00	07:00		09:00							
Vol.	1	43	23	1	5	1		2							
PM Peak	14:00	13:00	14:00	12:00	17:00	12:00		15:00			13:00		12:00		
Vol.	3	44	29	1	10	2		4			1		1		

NB, SB	Class 1	Class 2	Class 3	Class 4	Class 5	Class 6	Class 7	Class 8	Class 9	Class 10	Class 11	Class 12	Class 13	Class 14	Total
07/15/07	0	6	1	0	0	0	0	0	0	0	0	0	0	0	7
01:00	0	1	0	0	0	0	0	0	0	0	0	0	0	0	1
02:00	0	1	0	0	0	0	0	0	0	0	0	0	0	0	1
03:00	0	0	0	0	0	0	0	0	0	0	0	0	0	0	0
04:00	0	1	0	0	0	0	0	0	0	0	0	0	0	0	1
05:00	0	2	5	0	0	0	0	0	0	0	0	0	0	0	7
06:00	0	3	0	0	0	0	0	0	0	0	0	0	0	0	3
07:00	0	8	1	0	1	0	0	1	0	0	0	0	0	0	11
08:00	0	14	2	0	4	0	0	0	0	0	0	0	0	0	20
09:00	0	19	10	0	1	0	0	1	0	0	0	0	0	0	31
10:00	0	21	14	0	3	0	0	0	0	0	0	0	0	0	38
11:00	2	29	19	0	6	1	0	1	0	0	0	0	0	0	58
12 PM	1	32	14	0	4	0	0	0	0	0	0	0	0	0	51
13:00	0	30	7	0	2	0	0	0	0	0	0	0	0	0	39
14:00	1	35	10	0	1	0	0	0	0	0	0	0	0	0	47
15:00	0	20	13	0	3	0	0	1	0	0	0	0	0	0	37
16:00	1	31	12	1	3	0	0	0	0	0	0	0	0	0	48
17:00	0	28	7	0	3	0	0	2	0	1	0	0	0	0	41
18:00	0	27	16	0	8	0	0	0	0	0	0	0	0	0	51
19:00	0	40	8	0	0	0	0	0	0	0	0	0	0	0	48
20:00	0	17	13	0	4	0	0	0	0	0	0	0	0	0	34
21:00	0	15	5	1	1	0	0	0	0	0	0	1	0	0	23
22:00	0	6	1	0	1	0	0	0	0	0	0	0	0	0	8
23:00	0	7	0	0	0	0	0	0	0	0	0	0	0	0	7
Total	5	393	158	2	45	1	0	6	0	1	0	1	0	0	612
Percent	0.8%	64.2%	25.8%	0.3%	7.4%	0.2%	0.0%	1.0%	0.0%	0.2%	0.0%	0.2%	0.0%	0.0%	
AM Peak	11:00	11:00	11:00		11:00	11:00		07:00							
Vol.	2	29	19		6	1		1							
PM Peak	12:00	19:00	18:00	16:00	18:00			17:00		17:00		21:00			
Vol.	1	40	16	1	8			2		1		1			

NB, SB	Class 1	Class 2	Class 3	Class 4	Class 5	Class 6	Class 7	Class 8	Class 9	Class 10	Class 11	Class 12	Class 13	Class 14	Total
07/16/07	0	3	0	0	0	0	0	0	0	0	0	0	0	0	3
01:00	0	0	0	0	0	0	0	0	0	0	0	0	0	0	0
02:00	0	0	0	0	0	0	0	0	0	0	0	0	0	0	0
03:00	0	0	0	0	0	0	0	0	0	0	0	0	0	0	0
04:00	0	1	1	0	0	0	0	0	0	0	0	0	0	0	2
05:00	0	1	2	0	2	0	0	0	0	0	0	0	0	0	5
06:00	0	12	8	0	4	0	0	1	0	0	0	0	0	0	25
07:00	0	18	16	0	3	0	0	0	0	0	0	0	0	0	37
08:00	0	31	13	0	7	0	0	1	0	0	0	0	0	0	52
09:00	0	11	5	0	0	2	0	1	0	0	0	0	0	0	19
10:00	0	14	9	0	2	0	0	0	0	0	0	0	0	0	25
11:00	0	14	13	1	5	2	0	0	0	0	0	0	0	0	35
12 PM	0	23	16	0	6	1	0	1	1	0	0	0	0	0	48
13:00	0	15	8	0	4	0	0	1	0	0	0	0	0	0	28
14:00	0	23	19	0	0	0	0	2	0	0	0	0	0	0	44
15:00	*	*	*	*	*	*	*	*	*	*	*	*	*	*	*
16:00	*	*	*	*	*	*	*	*	*	*	*	*	*	*	*
17:00	*	*	*	*	*	*	*	*	*	*	*	*	*	*	*
18:00	*	*	*	*	*	*	*	*	*	*	*	*	*	*	*
19:00	*	*	*	*	*	*	*	*	*	*	*	*	*	*	*
20:00	*	*	*	*	*	*	*	*	*	*	*	*	*	*	*
21:00	*	*	*	*	*	*	*	*	*	*	*	*	*	*	*
22:00	*	*	*	*	*	*	*	*	*	*	*	*	*	*	*
23:00	*	*	*	*	*	*	*	*	*	*	*	*	*	*	*
Total	0	166	110	1	33	5	0	7	1	0	0	0	0	0	323
Percent	0.0%	51.4%	34.1%	0.3%	10.2%	1.5%	0.0%	2.2%	0.3%	0.0%	0.0%	0.0%	0.0%	0.0%	
AM Peak		08:00	07:00	11:00	08:00	09:00		06:00							
Vol.		31	16	1	7	2		1							
PM Peak		12:00	14:00		12:00	12:00		14:00	12:00						
Vol.		23	19		6	1		2	1						
Grand Total	44	2933	1581	39	455	125	17	81	5	8	1	2	12	0	5303
Percent	0.8%	55.3%	29.8%	0.7%	8.6%	2.4%	0.3%	1.5%	0.1%	0.2%	0.0%	0.0%	0.2%	0.0%	

Site 1 Speeds

NB

Start Time	0 15	16 20	21 25	26 30	31 35	36 40	41 45	46 50	51 55	56 60	61 65	66 70	71 75	76 9999	Total	Pace Speed	Number in Pace
07/09/07	*	*	*	*	*	*	*	*	*	*	*	*	*	*	*	*	*
01:00	*	*	*	*	*	*	*	*	*	*	*	*	*	*	*	*	*
02:00	*	*	*	*	*	*	*	*	*	*	*	*	*	*	*	*	*
03:00	*	*	*	*	*	*	*	*	*	*	*	*	*	*	*	*	*
04:00	*	*	*	*	*	*	*	*	*	*	*	*	*	*	*	*	*
05:00	*	*	*	*	*	*	*	*	*	*	*	*	*	*	*	*	*
06:00	*	*	*	*	*	*	*	*	*	*	*	*	*	*	*	*	*
07:00	*	*	*	*	*	*	*	*	*	*	*	*	*	*	*	*	*
08:00	*	*	*	*	*	*	*	*	*	*	*	*	*	*	*	*	*
09:00	*	*	*	*	*	*	*	*	*	*	*	*	*	*	*	*	*
10:00	*	*	*	*	*	*	*	*	*	*	*	*	*	*	*	*	*
11:00	*	*	*	*	*	*	*	*	*	*	*	*	*	*	*	*	*
12 PM	*	*	*	*	*	*	*	*	*	*	*	*	*	*	*	*	*
13:00	*	*	*	*	*	*	*	*	*	*	*	*	*	*	*	*	*
14:00	*	*	*	*	*	*	*	*	*	*	*	*	*	*	*	*	*
15:00	*	*	*	*	*	*	*	*	*	*	*	*	*	*	*	*	*
16:00	*	*	*	*	*	*	*	*	*	*	*	*	*	*	*	*	*
17:00	*	*	*	*	*	*	*	*	*	*	*	*	*	*	*	*	*
18:00	2	9	19	4	0	0	0	0	0	0	0	0	0	0	34	16-25	28
19:00	2	9	8	6	0	0	0	0	0	0	0	0	0	0	25	14-23	17
20:00	5	7	8	0	0	0	0	0	0	0	0	0	0	0	20	14-23	15
21:00	1	4	3	0	0	0	0	0	0	0	0	0	0	0	8	14-23	8
22:00	1	0	5	3	0	0	0	0	0	0	0	0	0	0	9	19-28	8
23:00	1	1	4	0	0	0	0	0	0	0	0	0	0	0	6	15-24	6
Total	12	30	47	13	0	0	0	0	0	0	0	0	0	0	102		
Percent	11.8%	29.4%	46.1%	12.7%	0.0%	0.0%	0.0%	0.0%	0.0%	0.0%	0.0%	0.0%	0.0%	0.0%			

AM
Peak
Vol.

PM
Peak
Vol.

20:00	18:00	18:00	19:00
5	9	19	6

18:00
34

NB

Start Time	0	16	21	26	31	36	41	46	51	56	61	66	71	76	Total	Pace Speed	Number in Pace
	15	20	25	30	35	40	45	50	55	60	65	70	75	9999			
07/10/07	0	1	0	0	0	0	0	0	0	0	0	0	0	0	1	7-16	1
01:00	0	0	0	2	0	0	0	0	0	0	0	0	0	0	2	18-27	2
02:00	0	0	0	0	0	0	0	0	0	0	0	0	0	0	0	*	*
03:00	0	1	0	0	0	0	0	0	0	0	0	0	0	0	1	7-16	1
04:00	0	0	0	0	0	0	0	0	0	0	0	0	0	0	0	*	*
05:00	0	1	0	0	0	0	0	0	0	0	0	0	0	0	1	7-16	1
06:00	1	1	0	0	0	0	0	0	0	0	0	0	0	0	2	7-16	2
07:00	2	7	8	1	0	0	0	0	0	0	0	0	0	0	18	14-23	15
08:00	5	15	8	0	0	0	0	0	0	0	0	0	0	0	28	14-23	23
09:00	31	28	6	1	0	0	0	0	0	0	0	0	0	0	66	11-20	37
10:00	8	5	9	1	0	0	0	0	0	0	0	0	0	0	23	16-25	14
11:00	3	5	1	2	0	0	0	0	0	0	0	0	0	0	11	11-20	8
12 PM	3	6	7	2	0	0	0	0	0	0	0	0	0	0	18	13-22	13
13:00	6	2	7	1	0	0	0	0	0	0	0	0	0	0	16	17-26	10
14:00	4	6	8	1	1	0	0	0	0	0	0	0	0	0	20	14-23	14
15:00	5	6	7	0	0	0	0	0	0	0	0	0	0	0	18	13-22	13
16:00	2	7	13	4	0	0	0	0	0	0	0	0	0	0	26	16-25	20
17:00	6	16	11	4	0	0	0	0	0	0	0	0	0	0	37	16-25	27
18:00	3	6	14	5	0	0	0	0	0	0	0	0	0	0	28	16-25	20
19:00	2	14	11	0	0	0	0	0	0	0	0	0	0	0	27	16-25	25
20:00	6	8	11	2	0	0	0	0	0	0	0	0	0	0	27	16-25	19
21:00	0	7	5	1	0	0	0	0	0	0	0	0	0	0	13	16-25	12
22:00	1	5	3	1	0	0	0	0	0	0	0	0	0	0	10	14-23	9
23:00	0	2	2	0	2	0	0	0	0	0	0	0	0	0	6	13-22	4
Total	88	149	131	28	3	0	0	0	0	0	0	0	0	0	399		
Percent	22.1%	37.3%	32.8%	7.0%	0.8%	0.0%	0.0%	0.0%	0.0%	0.0%	0.0%	0.0%	0.0%	0.0%			
AM Peak	09:00	09:00	10:00	01:00											09:00		
Vol.	31	28	9	2											66		
PM Peak	13:00	17:00	18:00	18:00	23:00										17:00		
Vol.	6	16	14	5	2										37		

NB

Start Time	0	16	21	26	31	36	41	46	51	56	61	66	71	76	9999	Total	Pace Speed	Number in Pace
07/11/07	1	1	0	0	0	0	0	0	0	0	0	0	0	0	0	2	7-16	2
01:00	0	1	0	0	0	0	0	0	0	0	0	0	0	0	0	1	7-16	1
02:00	0	0	0	0	0	0	0	0	0	0	0	0	0	0	0	0	*	*
03:00	0	0	0	0	0	0	0	0	0	0	0	0	0	0	0	0	*	*
04:00	1	0	0	0	0	0	0	0	0	0	0	0	0	0	0	1	*	1
05:00	1	1	0	0	0	0	0	0	0	0	0	0	0	0	0	2	7-16	2
06:00	1	3	0	0	0	0	0	0	0	0	0	0	0	0	0	4	9-18	4
07:00	4	7	8	1	0	0	0	0	0	0	0	0	0	0	0	20	14-23	15
08:00	16	7	2	2	0	0	0	0	0	0	0	0	0	0	0	27	8-17	12
09:00	8	6	3	0	0	0	0	0	0	0	0	0	0	0	0	17	14-23	9
10:00	10	14	6	0	0	0	0	0	0	0	0	0	0	0	0	30	12-21	20
11:00	6	6	2	2	0	0	0	0	0	0	0	0	0	0	0	16	10-19	11
12 PM	11	10	3	4	0	0	0	0	0	0	0	0	0	0	0	28	16-25	13
13:00	4	4	5	4	0	0	0	0	0	0	0	0	0	0	0	17	17-26	10
14:00	7	8	10	1	0	0	0	0	0	0	0	0	0	0	0	26	16-25	18
15:00	4	4	7	3	0	0	0	0	0	0	0	0	0	0	0	18	17-26	12
16:00	3	8	9	5	0	1	0	0	0	0	0	0	0	0	0	26	15-24	17
17:00	7	14	11	2	1	0	0	0	0	0	0	0	0	0	0	35	16-25	25
18:00	7	20	10	1	0	0	0	0	0	0	0	0	0	0	0	38	16-25	30
19:00	2	12	11	5	0	0	0	0	0	0	0	0	0	0	0	30	16-25	23
20:00	2	8	5	3	0	0	0	0	0	0	0	0	0	0	0	18	14-23	13
21:00	1	8	5	2	0	0	0	0	0	0	0	0	0	0	0	16	15-24	13
22:00	1	4	5	0	0	0	0	0	0	0	0	0	0	0	0	10	15-24	9
23:00	0	1	0	3	0	0	0	0	0	0	0	0	0	0	0	4	19-28	3
Total	97	147	102	38	1	1	0	0	0	0	0	0	0	0	0	386		
Percent	25.1%	38.1%	26.4%	9.8%	0.3%	0.3%	0.0%	0.0%	0.0%	0.0%	0.0%	0.0%	0.0%	0.0%	0.0%			
AM Peak	08:00	10:00	07:00	08:00												10:00		
Vol.	16	14	8	2												30		
PM Peak	12:00	18:00	17:00	16:00	17:00	16:00										18:00		
Vol.	11	20	11	5	1	1										38		

Site Code: 1
Station ID:
Tollgate Canyon Rd "Entrance"

Speeds

Latitude: 0' 0.000 Undefined

NB

Start Time	0	16	21	26	31	36	41	46	51	56	61	66	71	76	Total	Pace Speed	Number in Pace
	15	20	25	30	35	40	45	50	55	60	65	70	75	9999			
07/13/07	0	0	1	0	0	0	0	0	0	0	0	0	0	0	1	12-21	1
01:00	0	0	1	0	0	0	0	0	0	0	0	0	0	0	1	12-21	1
02:00	0	1	0	0	1	0	0	0	0	0	0	0	0	0	2	7-16	1
03:00	0	0	0	0	0	0	0	0	0	0	0	0	0	0	0	*	*
04:00	0	0	0	0	0	0	0	0	0	0	0	0	0	0	0	*	*
05:00	0	0	0	0	0	0	0	0	0	0	0	0	0	0	0	*	*
06:00	2	0	1	1	0	0	0	0	0	0	0	0	0	0	4	*	2
07:00	4	5	6	1	0	0	0	0	0	0	0	0	0	0	16	12-21	11
08:00	3	5	11	2	0	0	1	0	0	1	0	0	0	0	23	16-25	16
09:00	7	15	2	1	0	0	0	0	0	0	0	0	0	0	25	11-20	20
10:00	4	7	6	2	0	0	0	0	0	0	0	1	0	0	20	12-21	13
11:00	2	8	3	0	0	0	0	0	0	0	0	0	0	0	13	14-23	13
12 PM	5	8	7	2	0	0	0	0	0	0	0	0	0	0	22	13-22	15
13:00	3	5	4	3	0	0	0	0	0	0	0	0	0	0	15	13-22	10
14:00	1	9	8	2	0	0	0	0	0	0	0	0	0	0	20	15-24	17
15:00	7	4	12	2	0	0	0	0	0	0	0	0	0	0	25	17-26	17
16:00	9	19	13	6	1	0	0	0	0	0	0	0	0	0	48	16-25	32
17:00	12	21	22	4	3	0	0	0	0	0	0	0	0	0	62	16-25	43
18:00	10	23	20	8	0	0	0	0	0	0	0	0	0	0	61	16-25	43
19:00	2	11	6	3	0	0	0	0	0	0	0	0	0	0	22	14-23	17
20:00	11	6	5	4	0	0	0	0	0	0	0	0	0	0	26	16-25	11
21:00	3	10	10	2	1	0	0	0	0	0	0	0	0	0	26	16-25	20
22:00	1	5	3	2	0	0	0	0	0	0	0	0	0	0	11	14-23	9
23:00	1	7	2	1	0	0	0	0	0	0	0	0	0	0	11	13-22	10
Total	87	169	143	46	6	0	1	0	0	1	0	1	0	0	454		
Percent	19.2%	37.2%	31.5%	10.1%	1.3%	0.0%	0.2%	0.0%	0.0%	0.2%	0.0%	0.2%	0.0%	0.0%			
AM Peak	09:00	09:00	08:00	08:00	02:00		08:00			08:00		10:00			09:00		
Vol.	7	15	11	2	1		1			1		1			25		
PM Peak	17:00	18:00	17:00	18:00	17:00										17:00		
Vol.	12	23	22	8	3										62		

Site Code: 1
Station ID:
Tollgate Canyon Rd "Entrance"

NB

Speeds
Latitude: 0' 0.000 Undefined

Start Time	0 15	16 20	21 25	26 30	31 35	36 40	41 45	46 50	51 55	56 60	61 65	66 70	71 75	76 9999	Total	Pace Speed	Number in Pace
07/14/07	0	1	5	1	0	1	0	0	0	0	0	0	0	0	8	17-26	7
01:00	1	0	1	0	0	0	0	0	0	0	0	0	0	0	2	*	1
02:00	0	0	0	0	0	0	0	0	0	0	0	0	0	0	0	*	*
03:00	0	0	0	0	0	0	0	0	0	0	0	0	0	0	0	*	*
04:00	1	0	0	0	0	0	0	0	0	0	0	0	0	0	1	*	1
05:00	0	0	0	1	0	0	0	0	0	0	0	0	0	0	1	17-26	1
06:00	1	3	1	0	0	0	0	0	0	0	0	0	0	0	5	12-21	5
07:00	2	2	3	0	0	0	0	0	0	0	0	0	0	0	7	14-23	7
08:00	2	4	2	1	0	0	0	0	0	0	0	0	0	0	9	13-22	8
09:00	4	7	10	2	0	0	0	0	0	0	0	0	0	0	23	16-25	17
10:00	3	8	7	1	0	0	0	0	0	0	0	0	0	0	19	13-22	15
11:00	5	9	10	0	0	0	0	0	0	0	0	0	0	0	24	16-25	19
12 PM	3	16	14	2	1	0	0	0	0	0	0	0	0	0	36	16-25	30
13:00	5	13	13	3	1	0	0	0	1	0	0	0	0	0	36	16-25	26
14:00	7	15	9	2	0	0	0	0	0	0	0	0	0	0	33	15-24	24
15:00	3	16	12	8	0	0	0	0	0	0	0	1	0	0	40	16-25	28
16:00	4	6	10	2	0	0	0	0	0	0	0	0	0	0	22	16-25	16
17:00	4	14	5	3	0	0	0	0	0	0	0	0	0	0	26	12-21	19
18:00	2	9	11	1	0	0	0	0	0	0	0	0	0	0	23	16-25	20
19:00	4	4	10	1	0	1	0	0	0	0	0	0	1	0	21	17-26	15
20:00	6	6	6	1	0	0	0	0	0	0	0	0	0	0	19	12-21	12
21:00	3	7	6	1	0	0	0	0	0	0	0	0	0	0	17	13-22	13
22:00	0	3	8	2	0	0	0	0	0	0	0	0	0	0	13	18-27	13
23:00	3	3	3	0	0	0	0	0	0	0	0	0	0	0	9	13-22	8
Total	63	146	146	32	2	2	0	0	1	0	0	0	1	1	0	394	
Percent	16.0%	37.1%	37.1%	8.1%	0.5%	0.5%	0.0%	0.0%	0.3%	0.0%	0.0%	0.3%	0.3%	0.0%			
AM Peak	11:00	11:00	09:00	09:00		00:00										11:00	
Vol.	5	9	10	2		1										24	
PM Peak	14:00	12:00	12:00	15:00	12:00	19:00			13:00			15:00	19:00			15:00	
Vol.	7	16	14	8	1	1			1			1	1			40	

NB

Speeds
 Latitude: 0' 0.000 Undefined

Start Time	0 15	16 20	21 25	26 30	31 35	36 40	41 45	46 50	51 55	56 60	61 65	66 70	71 75	76 9999	Total	Pace Speed	Number in Pace
07/16/07	0	0	0	0	0	0	0	0	0	0	0	0	0	0	0	*	*
01:00	0	0	0	0	0	0	0	0	0	0	0	0	0	0	0	*	*
02:00	0	0	0	0	0	0	0	0	0	0	0	0	0	0	0	*	*
03:00	0	0	0	0	0	0	0	0	0	0	0	0	0	0	0	*	*
04:00	0	0	0	0	0	0	0	0	0	0	0	0	0	0	0	*	*
05:00	0	1	0	0	0	0	0	0	0	0	0	0	0	0	1	7-16	1
06:00	0	2	2	0	0	0	0	0	0	0	0	0	0	0	4	13-22	4
07:00	0	6	4	4	0	0	0	0	0	0	0	0	0	0	14	16-25	10
08:00	4	8	6	1	0	0	0	0	0	0	0	0	0	0	19	12-21	14
09:00	3	4	1	1	0	0	0	0	0	0	0	0	0	0	9	10-19	7
10:00	1	4	4	0	0	0	0	0	0	0	0	0	0	0	9	15-24	9
11:00	8	6	1	1	0	0	0	0	0	0	0	0	0	0	16	*	8
12 PM	11	10	0	2	0	0	0	0	0	0	0	0	0	0	23	*	10
13:00	1	4	5	3	0	0	0	0	0	0	0	0	0	0	13	17-26	10
14:00	4	9	5	5	0	0	0	0	0	0	0	0	0	0	23	12-21	14
15:00	*	*	*	*	*	*	*	*	*	*	*	*	*	*	*	*	*
16:00	*	*	*	*	*	*	*	*	*	*	*	*	*	*	*	*	*
17:00	*	*	*	*	*	*	*	*	*	*	*	*	*	*	*	*	*
18:00	*	*	*	*	*	*	*	*	*	*	*	*	*	*	*	*	*
19:00	*	*	*	*	*	*	*	*	*	*	*	*	*	*	*	*	*
20:00	*	*	*	*	*	*	*	*	*	*	*	*	*	*	*	*	*
21:00	*	*	*	*	*	*	*	*	*	*	*	*	*	*	*	*	*
22:00	*	*	*	*	*	*	*	*	*	*	*	*	*	*	*	*	*
23:00	*	*	*	*	*	*	*	*	*	*	*	*	*	*	*	*	*
Total	32	54	28	17	0	0	0	0	0	0	0	0	0	0	131		
Percent	24.4%	41.2%	21.4%	13.0%	0.0%	0.0%	0.0%	0.0%	0.0%	0.0%	0.0%	0.0%	0.0%	0.0%			
AM Peak	11:00	08:00	08:00	07:00												08:00	
Vol.	8	8	6	4												19	
PM Peak	12:00	12:00	13:00	14:00												12:00	
Vol.	11	10	5	5												23	
Total	569	973	790	240	17	3	2	0	2	1	0	2	1	0	2600		
Percent	21.9%	37.4%	30.4%	9.2%	0.7%	0.1%	0.1%	0.0%	0.1%	0.0%	0.0%	0.1%	0.0%	0.0%			

15th Percentile : 11 MPH
 50th Percentile : 19 MPH
 85th Percentile : 25 MPH
 95th Percentile : 28 MPH

Stats
 10 MPH Pace Speed : 16-25 MPH
 Number in Pace : 1763
 Percent in Pace : 67.8%
 Number of Vehicles > 55 MPH : 4
 Percent of Vehicles > 55 MPH : 0.2%
 Mean Speed(Average) : 18 MPH

Site Code: 1
 Station ID:
 Tollgate Canyon Rd "Entrance"

Speeds

Latitude: 0' 0.000 Undefined

SB

Start Time	0	16	21	26	31	36	41	46	51	56	61	66	71	76	Total	Pace Speed	Number in Pace
	15	20	25	30	35	40	45	50	55	60	65	70	75	9999			
07/13/07	0	0	1	1	0	0	0	0	0	0	0	0	0	0	2	17-26	2
01:00	1	0	0	0	0	0	0	0	0	0	0	0	0	0	1	*	1
02:00	0	0	0	0	0	0	0	0	0	0	0	0	0	0	0	*	*
03:00	0	0	0	0	0	0	0	0	0	0	0	0	0	0	0	*	*
04:00	0	2	0	0	0	0	0	0	0	0	0	0	0	0	2	8-17	2
05:00	1	1	5	2	0	0	0	0	0	0	0	0	0	0	9	18-27	8
06:00	1	4	8	5	0	0	0	0	0	0	0	0	0	0	18	17-26	13
07:00	2	3	13	4	2	1	0	0	0	0	0	0	0	0	25	18-27	18
08:00	1	6	9	10	2	1	0	0	0	0	0	0	0	0	29	20-29	19
09:00	0	8	13	4	1	0	0	0	0	0	0	0	0	0	26	16-25	21
10:00	4	20	16	5	1	0	0	0	0	0	0	0	0	0	46	16-25	36
11:00	0	15	14	4	1	0	0	0	0	0	0	0	0	0	34	16-25	29
12 PM	7	9	7	4	2	0	0	0	0	0	0	0	0	0	29	13-22	16
13:00	1	9	7	5	1	0	0	1	0	0	0	0	0	0	24	15-24	16
14:00	8	6	10	3	0	0	0	0	0	1	0	0	0	0	28	16-25	16
15:00	5	10	10	4	0	0	0	0	0	0	0	0	0	0	29	16-25	20
16:00	5	2	10	3	2	0	0	0	0	0	0	0	0	0	22	19-28	15
17:00	2	13	3	6	1	0	0	0	0	0	0	1	0	0	26	14-23	16
18:00	0	4	5	1	1	0	0	0	0	0	0	0	0	0	11	16-25	9
19:00	2	2	7	2	0	0	0	0	0	0	0	0	0	0	13	18-27	11
20:00	1	4	7	3	1	0	0	0	0	0	0	0	0	0	16	17-26	12
21:00	1	9	8	1	0	0	0	0	0	0	0	0	0	0	19	15-24	17
22:00	2	4	10	4	1	0	0	0	0	0	0	0	0	0	21	17-26	15
23:00	1	1	0	0	0	0	0	0	0	0	0	0	0	0	2	7-16	2
Total	45	132	163	71	16	2	0	1	0	1	0	1	0	0	432		
Percent	10.4%	30.6%	37.7%	16.4%	3.7%	0.5%	0.0%	0.2%	0.0%	0.2%	0.0%	0.2%	0.0%	0.0%			
AM Peak	10:00	10:00	10:00	08:00	07:00	07:00									10:00		
Vol.	4	20	16	10	2	1									46		
PM Peak	14:00	17:00	14:00	17:00	12:00			13:00	14:00	17:00					12:00		
Vol.	8	13	10	6	2			1	1	1					29		

Site Code: 1
Station ID:
Tollgate Canyon Rd "Entrance"

Speeds

Latitude: 0' 0.000 Undefined

SB

Start Time	0 15	16 20	21 25	26 30	31 35	36 40	41 45	46 50	51 55	56 60	61 65	66 70	71 75	76 9999	Total	Pace Speed	Number in Pace
07/14/07	0	1	1	1	0	0	0	0	0	0	0	0	0	0	3	17-26	3
01:00	0	0	0	0	0	0	0	0	0	0	0	0	0	0	0	*	*
02:00	0	0	0	0	0	0	0	0	0	0	0	0	0	0	0	*	*
03:00	0	0	0	0	0	0	0	0	0	0	0	0	0	0	0	*	*
04:00	1	1	1	1	0	0	0	0	0	0	0	0	0	0	4	17-26	3
05:00	0	3	3	0	0	0	0	0	0	0	0	0	0	0	6	14-23	6
06:00	1	0	1	1	0	1	0	0	0	0	0	0	0	0	4	17-26	2
07:00	0	3	4	4	0	0	0	0	0	0	0	0	0	0	11	18-27	9
08:00	2	7	12	8	1	0	0	0	0	0	0	0	0	0	30	19-28	22
09:00	2	7	11	7	0	0	0	0	0	0	0	0	0	0	27	18-27	20
10:00	6	11	18	7	0	0	0	0	0	0	0	0	0	0	42	16-25	29
11:00	6	15	24	3	0	0	0	0	0	0	0	0	0	0	48	16-25	39
12 PM	4	11	6	3	1	0	0	0	0	0	0	0	1	0	26	12-21	17
13:00	3	12	16	3	0	0	0	0	0	0	0	1	0	0	35	16-25	28
14:00	6	17	11	6	1	0	0	0	0	0	0	0	0	0	41	16-25	28
15:00	4	11	10	2	0	0	0	0	0	0	0	0	0	0	27	16-25	21
16:00	3	11	12	6	0	0	0	0	0	0	0	0	0	0	32	16-25	23
17:00	2	18	13	8	2	0	0	0	0	0	0	0	0	0	43	16-25	31
18:00	0	10	21	1	0	0	0	0	0	0	0	0	0	0	32	16-25	31
19:00	1	6	8	5	0	0	0	0	0	0	0	0	0	0	20	15-24	14
20:00	4	9	6	0	0	0	0	0	0	0	0	0	0	0	19	12-21	15
21:00	3	3	8	1	0	0	0	0	0	0	0	0	0	0	15	17-26	12
22:00	1	2	6	1	1	0	0	0	0	0	0	0	0	0	11	15-24	8
23:00	1	3	0	0	0	0	0	0	0	0	0	0	0	0	4	9-18	4
Total	50	161	192	68	6	1	0	0	0	0	0	1	1	0	480		
Percent	10.4%	33.5%	40.0%	14.2%	1.3%	0.2%	0.0%	0.0%	0.0%	0.0%	0.0%	0.2%	0.2%	0.0%			
AM Peak	10:00	11:00	11:00	08:00	08:00	06:00											11:00
Vol.	6	15	24	8	1	1											48
PM Peak	14:00	17:00	18:00	17:00	17:00							13:00	12:00				17:00
Vol.	6	18	21	8	2							1	1				43

Site Code: 1
 Station ID:
 Tollgate Canyon Rd "Entrance"

SB

Speeds
 Latitude: 0' 0.000 Undefined

Start Time	0 15	16 20	21 25	26 30	31 35	36 40	41 45	46 50	51 55	56 60	61 65	66 70	71 75	76 9999	Total	Pace Speed	Number in Pace
07/16/07	0	0	0	3	0	0	0	0	0	0	0	0	0	0	3	19-28	3
01:00	0	0	0	0	0	0	0	0	0	0	0	0	0	0	0	*	*
02:00	0	0	0	0	0	0	0	0	0	0	0	0	0	0	0	*	*
03:00	0	0	0	0	0	0	0	0	0	0	0	0	0	0	0	*	*
04:00	0	0	1	0	1	0	0	0	0	0	0	0	0	0	2	12-21	1
05:00	0	1	1	1	1	0	0	0	0	0	0	0	0	0	4	22-31	3
06:00	1	8	6	6	0	0	0	0	0	0	0	0	0	0	21	16-25	14
07:00	2	1	12	6	0	1	0	0	0	0	0	0	1	0	23	20-29	18
08:00	3	7	14	8	1	0	0	0	0	0	0	0	0	0	33	19-28	24
09:00	1	2	3	3	1	0	0	0	0	0	0	0	0	0	10	19-28	8
10:00	2	3	6	5	0	0	0	0	0	0	0	0	0	0	16	18-27	11
11:00	2	6	7	4	0	0	0	0	0	0	0	0	0	0	19	14-23	13
12 PM	2	11	10	2	0	0	0	0	0	0	0	0	0	0	25	16-25	21
13:00	1	6	7	1	0	0	0	0	0	0	0	0	0	0	15	15-24	13
14:00	2	7	7	4	0	1	0	0	0	0	0	0	0	0	21	14-23	14
15:00	*	*	*	*	*	*	*	*	*	*	*	*	*	*	*	*	*
16:00	*	*	*	*	*	*	*	*	*	*	*	*	*	*	*	*	*
17:00	*	*	*	*	*	*	*	*	*	*	*	*	*	*	*	*	*
18:00	*	*	*	*	*	*	*	*	*	*	*	*	*	*	*	*	*
19:00	*	*	*	*	*	*	*	*	*	*	*	*	*	*	*	*	*
20:00	*	*	*	*	*	*	*	*	*	*	*	*	*	*	*	*	*
21:00	*	*	*	*	*	*	*	*	*	*	*	*	*	*	*	*	*
22:00	*	*	*	*	*	*	*	*	*	*	*	*	*	*	*	*	*
23:00	*	*	*	*	*	*	*	*	*	*	*	*	*	*	*	*	*
Total	16	52	74	43	4	2	0	0	0	0	0	0	1	0	192		
Percent	8.3%	27.1%	38.5%	22.4%	2.1%	1.0%	0.0%	0.0%	0.0%	0.0%	0.0%	0.0%	0.5%	0.0%			
AM Peak	08:00	06:00	08:00	08:00	04:00	07:00							07:00		08:00		
Vol.	3	8	14	8	1	1							1		33		
PM Peak	12:00	12:00	12:00	14:00		14:00									12:00		
Vol.	2	11	10	4		1									25		
Total	380	815	994	424	60	14	1	2	0	1	1	2	2	0	2696		
Percent	14.1%	30.2%	36.9%	15.7%	2.2%	0.5%	0.0%	0.1%	0.0%	0.0%	0.0%	0.1%	0.1%	0.0%			

15th Percentile : 16 MPH
 50th Percentile : 21 MPH
 85th Percentile : 27 MPH
 95th Percentile : 30 MPH

Stats
 10 MPH Pace Speed : 16-25 MPH
 Number in Pace : 1809
 Percent in Pace : 67.1%
 Number of Vehicles > 55 MPH : 6
 Percent of Vehicles > 55 MPH : 0.2%
 Mean Speed(Average) : 21 MPH

Site 2 Volumes

Latitude: 0' 0.000 Undefined

Start Time	09-Jul-07		10-Jul-07		11-Jul-07		12-Jul-07		13-Jul-07		14-Jul-07		15-Jul-07		Week Average	
	NB	SB	NB	SB	NB	SB	NB	SB	NB	SB	NB	SB	NB	SB	NB	SB
12:00 AM	*	*	0	0	0	0	0	0	0	0	3	1	0	0	0	0
01:00	*	*	0	0	0	0	0	0	0	0	0	0	0	0	0	0
02:00	*	*	0	0	0	0	0	0	0	0	0	0	0	0	0	0
03:00	*	*	0	0	0	0	0	0	0	0	0	0	0	0	0	0
04:00	*	*	0	0	1	0	0	1	0	1	2	0	0	0	0	0
05:00	*	*	0	2	1	0	0	0	0	1	0	0	0	1	0	1
06:00	*	*	0	5	2	0	0	3	0	2	2	0	0	0	1	2
07:00	*	*	1	1	3	0	0	1	1	7	2	0	1	1	1	2
08:00	*	*	0	6	4	3	2	4	0	5	6	0	0	2	2	3
09:00	*	*	7	5	0	3	3	0	7	0	1	0	7	0	4	1
10:00	*	*	3	4	8	3	0	4	2	4	6	1	2	0	4	3
11:00	*	*	3	7	0	1	7	0	0	4	2	5	4	0	3	3
12:00 PM	*	*	1	0	1	2	2	0	7	3	6	4	2	3	3	2
01:00	*	*	1	2	1	2	7	5	3	2	1	3	2	2	2	3
02:00	*	*	0	1	5	4	2	5	0	4	3	2	5	0	2	3
03:00	*	*	3	2	5	5	3	2	3	4	6	3	0	1	3	3
04:00	*	*	4	5	2	3	5	4	5	0	2	4	1	2	3	3
05:00	*	*	3	0	2	4	3	2	3	3	0	1	1	1	2	2
06:00	*	*	3	4	3	2	7	4	7	1	2	2	1	3	4	3
07:00	3	3	1	0	10	4	2	0	1	1	2	0	3	0	3	1
08:00	1	3	4	3	0	0	1	3	2	4	1	0	2	3	2	2
09:00	0	1	2	0	3	0	5	4	3	3	1	0	3	1	2	1
10:00	0	1	0	0	3	0	0	0	0	0	0	0	2	0	1	0
11:00	0	0	0	0	0	0	0	1	1	0	0	1	0	2	0	1
Total Day	4	8	36	47	54	36	49	43	45	49	48	27	36	22	42	39
AM Peak			09:00	11:00	10:00	08:00	11:00	08:00	09:00	07:00	08:00	11:00	09:00	08:00	09:00	08:00
Vol.			7	7	8	3	7	4	7	7	6	5	7	2	4	3
PM Peak	19:00	19:00	16:00	16:00	19:00	15:00	13:00	13:00	12:00	14:00	12:00	12:00	14:00	12:00	18:00	13:00
Vol.	3	3	4	5	10	5	7	5	7	4	6	4	5	3	4	3

Latitude: 0' 0.000 Undefined

Start Time	16-Jul-07		17-Jul-07		18-Jul-07		19-Jul-07		20-Jul-07		21-Jul-07		22-Jul-07		Week Average	
	NB	SB	NB	SB	NB	SB	NB	SB	NB	SB	NB	SB	NB	SB	NB	SB
12:00 AM	0	0	*	*	*	*	*	*	*	*	*	*	*	*	0	0
01:00	0	0	*	*	*	*	*	*	*	*	*	*	*	*	0	0
02:00	0	0	*	*	*	*	*	*	*	*	*	*	*	*	0	0
03:00	0	0	*	*	*	*	*	*	*	*	*	*	*	*	0	0
04:00	0	0	*	*	*	*	*	*	*	*	*	*	*	*	0	0
05:00	0	1	*	*	*	*	*	*	*	*	*	*	*	*	0	1
06:00	0	4	*	*	*	*	*	*	*	*	*	*	*	*	0	4
07:00	0	3	*	*	*	*	*	*	*	*	*	*	*	*	0	3
08:00	0	8	*	*	*	*	*	*	*	*	*	*	*	*	0	8
09:00	1	2	*	*	*	*	*	*	*	*	*	*	*	*	1	2
10:00	2	3	*	*	*	*	*	*	*	*	*	*	*	*	2	3
11:00	3	4	*	*	*	*	*	*	*	*	*	*	*	*	3	4
12:00 PM	1	6	*	*	*	*	*	*	*	*	*	*	*	*	1	6
01:00	1	5	*	*	*	*	*	*	*	*	*	*	*	*	1	5
02:00	2	3	*	*	*	*	*	*	*	*	*	*	*	*	2	3
03:00	*	*	*	*	*	*	*	*	*	*	*	*	*	*	*	*
04:00	*	*	*	*	*	*	*	*	*	*	*	*	*	*	*	*
05:00	*	*	*	*	*	*	*	*	*	*	*	*	*	*	*	*
06:00	*	*	*	*	*	*	*	*	*	*	*	*	*	*	*	*
07:00	*	*	*	*	*	*	*	*	*	*	*	*	*	*	*	*
08:00	*	*	*	*	*	*	*	*	*	*	*	*	*	*	*	*
09:00	*	*	*	*	*	*	*	*	*	*	*	*	*	*	*	*
10:00	*	*	*	*	*	*	*	*	*	*	*	*	*	*	*	*
11:00	*	*	*	*	*	*	*	*	*	*	*	*	*	*	*	*
Total Day	10	39	0	0	0	0	0	0	0	0	0	0	0	0	10	39
AM Peak	11:00	08:00													11:00	08:00
Vol.	3	8													3	8
PM Peak	14:00	12:00													14:00	12:00
Vol.	2	6													2	6

Comb. Total	61	83	90	92	94	75	58	130
ADT	ADT 82	AADT 82						

Site 3 Volumes

Latitude: 0' 0.000 Undefined

Start Time	09-Jul-07		10-Jul-07		11-Jul-07		12-Jul-07		13-Jul-07		14-Jul-07		15-Jul-07		Week Average	
	NB	SB	NB	SB	NB	SB	NB	SB	NB	SB	NB	SB	NB	SB	NB	SB
12:00 AM	*	*	0	1	1	0	0	0	0	1	0	0	1	0	0	0
01:00	*	*	0	0	0	1	0	0	1	1	0	0	0	0	0	0
02:00	*	*	0	0	0	0	1	0	0	0	0	0	0	0	0	0
03:00	*	*	0	0	0	1	0	1	0	0	0	0	0	0	0	0
04:00	*	*	0	2	0	1	0	0	0	0	0	2	0	0	0	1
05:00	*	*	0	1	0	3	0	4	0	4	0	1	0	3	0	3
06:00	*	*	2	3	3	7	0	2	2	4	1	0	1	0	2	3
07:00	*	*	5	4	9	5	5	9	5	2	2	3	0	3	4	4
08:00	*	*	11	10	5	9	6	5	8	9	2	13	1	1	6	8
09:00	*	*	53	23	5	15	7	15	9	17	8	17	0	5	14	15
10:00	*	*	18	12	17	5	13	16	3	35	6	16	1	4	10	15
11:00	*	*	2	7	7	11	17	12	6	21	7	16	2	11	7	13
12:00 PM	*	*	6	8	4	15	4	8	9	12	4	4	2	6	5	9
01:00	*	*	8	15	5	11	12	6	11	13	11	18	1	3	8	11
02:00	*	*	9	6	4	11	14	13	6	11	11	12	7	2	8	9
03:00	*	*	8	9	4	13	10	16	6	9	8	7	8	1	7	9
04:00	*	*	23	4	17	5	25	7	14	8	6	18	2	4	14	8
05:00	*	*	9	4	4	10	27	12	26	4	12	19	3	2	14	8
06:00	*	*	7	4	6	6	10	8	13	3	5	2	2	5	7	5
07:00	*	*	9	4	11	8	7	3	10	1	3	9	3	3	7	5
08:00	7	5	5	4	10	4	5	18	7	8	3	10	2	2	6	7
09:00	0	4	3	4	5	1	8	8	6	7	1	5	2	2	4	4
10:00	1	3	2	0	3	3	4	19	2	9	3	0	1	0	2	5
11:00	0	1	1	0	1	1	1	7	3	0	2	0	0	0	1	1
Total Day	8	13	181	125	121	146	176	189	147	179	95	172	39	57	126	143
AM Peak	21		306		267		365		326		267		96		269	
Vol.			53	23	17	15	17	16	9	35	8	17	2	11	14	15
PM Peak	20:00	20:00	16:00	13:00	16:00	12:00	17:00	22:00	17:00	13:00	17:00	17:00	15:00	12:00	16:00	13:00
Vol.	7	5	23	15	17	15	27	19	26	13	12	19	8	6	14	11

Latitude: 0' 0.000 Undefined

Start Time	16-Jul-07		17-Jul-07		18-Jul-07		19-Jul-07		20-Jul-07		21-Jul-07		22-Jul-07		Week Average	
	NB	SB	NB	SB	NB	SB	NB	SB	NB	SB	NB	SB	NB	SB	NB	SB
12:00 AM	0	0	0	0	*	*	*	*	*	*	*	*	*	*	0	0
01:00	0	0	0	0	*	*	*	*	*	*	*	*	*	*	0	0
02:00	0	0	0	0	*	*	*	*	*	*	*	*	*	*	0	0
03:00	0	0	0	0	*	*	*	*	*	*	*	*	*	*	0	0
04:00	0	2	0	0	*	*	*	*	*	*	*	*	*	*	0	1
05:00	0	3	0	0	*	*	*	*	*	*	*	*	*	*	0	2
06:00	2	2	0	0	*	*	*	*	*	*	*	*	*	*	1	1
07:00	4	7	0	0	*	*	*	*	*	*	*	*	*	*	2	4
08:00	7	7	0	0	*	*	*	*	*	*	*	*	*	*	4	4
09:00	0	3	0	0	*	*	*	*	*	*	*	*	*	*	0	2
10:00	1	4	0	0	*	*	*	*	*	*	*	*	*	*	0	2
11:00	1	1	0	0	*	*	*	*	*	*	*	*	*	*	0	0
12:00 PM	0	0	*	*	*	*	*	*	*	*	*	*	*	*	0	0
01:00	0	1	*	*	*	*	*	*	*	*	*	*	*	*	0	1
02:00	2	5	*	*	*	*	*	*	*	*	*	*	*	*	2	5
03:00	2	3	*	*	*	*	*	*	*	*	*	*	*	*	2	3
04:00	0	0	*	*	*	*	*	*	*	*	*	*	*	*	0	0
05:00	0	0	*	*	*	*	*	*	*	*	*	*	*	*	0	0
06:00	0	0	*	*	*	*	*	*	*	*	*	*	*	*	0	0
07:00	0	0	*	*	*	*	*	*	*	*	*	*	*	*	0	0
08:00	0	0	*	*	*	*	*	*	*	*	*	*	*	*	0	0
09:00	0	0	*	*	*	*	*	*	*	*	*	*	*	*	0	0
10:00	0	0	*	*	*	*	*	*	*	*	*	*	*	*	0	0
11:00	0	0	*	*	*	*	*	*	*	*	*	*	*	*	0	0
Total Day	19	38	0	0	0	0	0	0	0	0	0	0	0	11	25	
AM Peak	08:00	07:00													08:00	07:00
Vol.	7	7													4	4
PM Peak	14:00	14:00													14:00	14:00
Vol.	2	5													2	5










Comb. Total	78	306	267	365	326	267	96	305
ADT	ADT 222	AADT 222						

Site 4 Volumes

Site Code: 00000000004
 Station ID:
 Pine Meadow North of Elk Road
 Non-Directional Traffic Counts
 Latitude: 0' 0.000 Undefined

Start Time	Mon 09-Jul-07	Tue 10-Jul-07	Wed 11-Jul-07	Thu 12-Jul-07	Fri 13-Jul-07	Average Day	Sat 14-Jul-07	Sun 15-Jul-07	Week Average
12:00 AM	*	0	1	0	1	0	0	0	0
01:00	*	0	1	0	1	0	0	0	0
02:00	*	0	0	0	0	0	0	0	0
03:00	*	0	0	0	0	0	0	0	0
04:00	*	0	0	0	0	0	0	0	0
05:00	*	0	1	1	2	1	0	0	1
06:00	*	3	5	0	3	3	1	0	2
07:00	*	3	6	6	6	5	6	0	4
08:00	*	5	3	7	6	5	11	0	5
09:00	*	54	11	16	23	26	16	2	20
10:00	*	22	22	7	28	20	17	1	16
11:00	*	4	12	16	16	12	13	4	11
12:00 PM	*	2	6	6	14	7	6	5	6
01:00	*	10	6	5	14	9	19	1	9
02:00	*	7	10	21	9	12	18	4	12
03:00	*	10	5	9	6	8	3	3	6
04:00	*	9	11	17	18	14	14	1	12
05:00	*	6	4	28	17	14	8	3	11
06:00	*	7	8	11	9	9	5	3	7
07:00	*	5	12	5	10	8	6	5	7
08:00	5	8	5	16	10	9	4	3	7
09:00	1	4	3	15	9	6	1	2	5
10:00	0	0	3	15	3	4	0	0	3
11:00	0	0	0	7	1	2	3	0	2
Day Total	6	159	135	208	206	174	151	37	146
% Avg. WkDay	3.4%	91.4%	77.6%	119.5%	118.4%				
% Avg. Week	4.1%	108.9%	92.5%	142.5%	141.1%	119.2%	103.4%	25.3%	
AM Peak		09:00	10:00	09:00	10:00	09:00	10:00	11:00	09:00
Vol.		54	22	16	28	26	17	4	20
PM Peak	20:00	13:00	19:00	17:00	16:00	16:00	13:00	12:00	14:00
Vol.	5	10	12	28	18	14	19	5	12

Site Code: 00000000004
 Station ID:
 Pine Meadow North of Elk Road
 Non-Directional Traffic Counts
 Latitude: 0' 0.000 Undefined

Start Time	Mon 16-Jul-07	Tue 17-Jul-07	Wed 18-Jul-07	Thu 19-Jul-07	Fri 20-Jul-07	Average Day	Sat 21-Jul-07	Sun 22-Jul-07	Week Average
12:00 AM	0	*	*	*	*	0	*	*	0
01:00	0	*	*	*	*	0	*	*	0
02:00	0	*	*	*	*	0	*	*	0
03:00	0	*	*	*	*	0	*	*	0
04:00	0	*	*	*	*	0	*	*	0
05:00	0	*	*	*	*	0	*	*	0
06:00	2	*	*	*	*	2	*	*	2 
07:00	1	*	*	*	*	1	*	*	1 
08:00	4	*	*	*	*	4	*	*	4 
09:00	5	*	*	*	*	5	*	*	5 
10:00	0	*	*	*	*	0	*	*	0
11:00	5	*	*	*	*	5	*	*	5 
12:00 PM	8	*	*	*	*	8	*	*	8 
01:00	5	*	*	*	*	5	*	*	5 
02:00	3	*	*	*	*	3	*	*	3 
03:00	5	*	*	*	*	5	*	*	5 
04:00	*	*	*	*	*	*	*	*	*
05:00	*	*	*	*	*	*	*	*	*
06:00	*	*	*	*	*	*	*	*	*
07:00	*	*	*	*	*	*	*	*	*
08:00	*	*	*	*	*	*	*	*	*
09:00	*	*	*	*	*	*	*	*	*
10:00	*	*	*	*	*	*	*	*	*
11:00	*	*	*	*	*	*	*	*	*
Day Total	38	0	0	0	0	38	0	0	38
% Avg. WkDay	100.0%	0.0%	0.0%	0.0%	0.0%				
% Avg. Week	100.0%	0.0%	0.0%	0.0%	0.0%	100.0%	0.0%	0.0%	
AM Peak	09:00					09:00			09:00
Vol.	5					5			5
PM Peak	12:00					12:00			12:00
Vol.	8					8			8
Grand Total	44	159	135	208	206	212	151	37	184
ADT		ADT 137		AADT 137					